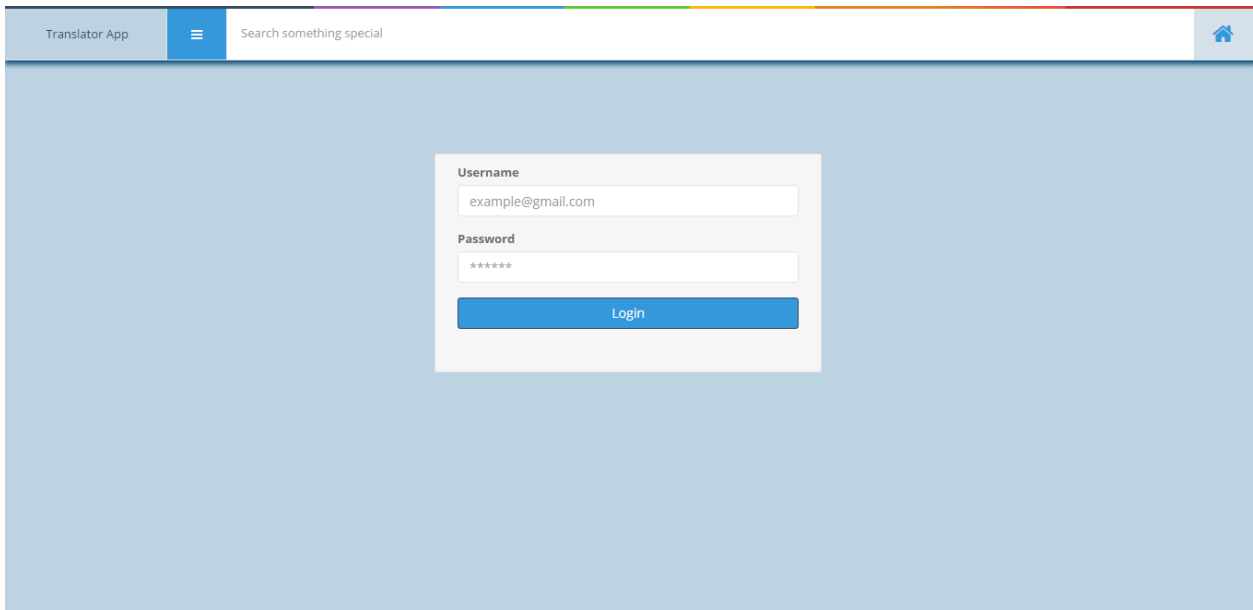


Link: <http://translatorsdesk.com>

Translator Login: Translator will access the Translator module with the help of login detail which we shared to them.



Translator App

Search something special

Username

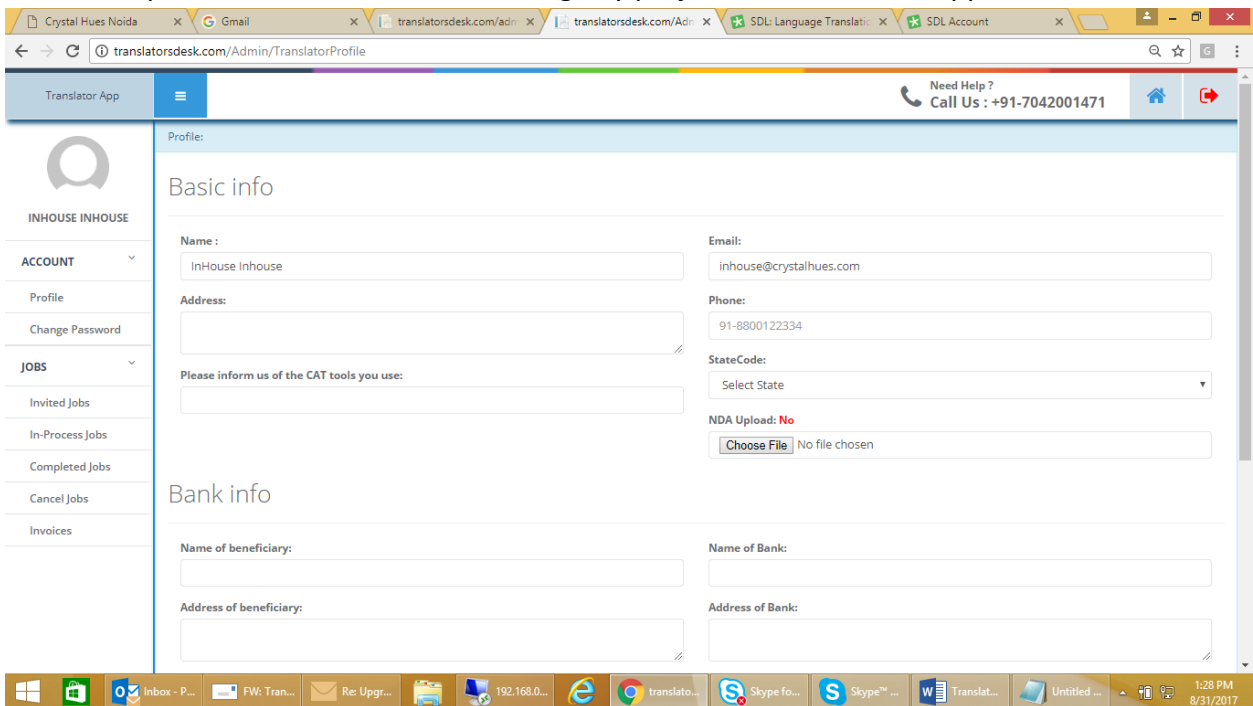
example@gmail.com

Password

Login

Translator Dashboard:

Profile: Update Profile first before starting any project with translator apps.



Translator App

Need Help ?
Call Us : +91-7042001471

Profile:

Basic info

Name : InHouse Inhouse

Email: inhouse@crystalhues.com

Address:

Phone: 91-8800122334

Please inform us of the CAT tools you use:

StateCode: Select State

NDA Upload: No

Choose File No file chosen

Bank info

Name of beneficiary:

Name of Bank:

Address of beneficiary:

Address of Bank:

128 PM
8/31/2017

Change Password:

Please change the password for security reason.

Translator App

Need Help?
Call Us : +91-7042001471

Change Password:

Current password :

New password :

Confirm new password :

Submit

INHOUSE INHOUSE

ACCOUNT

- Profile
- Change Password

JOBS

- Invited Jobs
- In-Process Jobs
- Completed Jobs
- Cancel Jobs
- Invoices

2:40 PM
8/31/2017

In process Job: All assigned job will show under In-process job. Before clicking on “Completed” for each Jobcard card, you have to fill the “**Checklist**”. Once you click on “Completed” button, this job will be removed from “In-Process Jobs” and show under “Completed Jobs”.

The screenshot shows the 'In-Process Jobs' section of the Translator App. The table lists the following jobs:

JobcardNo	Language	Deadline	Wordcount	Rate	FlatRate	Amount	PMName	jobstatus	CreatedOn	#
64343	Afrikaans To Afrikaans	05/06/2017	200	0.0000	<input checked="" type="checkbox"/>	INR 0.0000	Meenu	Assigned	07/06/2017	Completed
64635	English To Hindi	05/07/2017	16	0.0000	<input type="checkbox"/>	INR 0.0000	Pradeep	Assigned	06/07/2017	Completed
64635	English To Hindi	05/07/2017	16	0.0000	<input type="checkbox"/>	INR 0.0000	Pradeep	Assigned	06/07/2017	Completed
64694	English To Oriya	01/07/2017	4	0.0000	<input type="checkbox"/>	INR 0.0000	Pradeep	Assigned	06/07/2017	Completed
65108	English To Hindi	02/08/2017	900	0.0000	<input type="checkbox"/>	INR 0.0000	Piyush	Assigned	02/08/2017	Completed CheckList
65108	English To Bengali Bangladesi	02/08/2017	900	0.0000	<input type="checkbox"/>	INR 0.0000	Piyush	Assigned	02/08/2017	Completed CheckList
65108	English To Hindi	30/08/2017	37	0.0000	<input type="checkbox"/>	INR 0.0000	Piyush	Assigned	31/08/2017	Completed CheckList
65234	English To Japanese	23/08/2017	91	0.0000	<input type="checkbox"/>	INR 0.0000	Deepti	Assigned	23/08/2017	Completed CheckList
65392	Kannada To English	25/08/2017	8000	0.0000	<input checked="" type="checkbox"/>	INR 0.0000	Bidhayak	Assigned	25/08/2017	Completed CheckList
65392	English To Hindi	25/08/2017	8000	0.0000	<input type="checkbox"/>	INR 0.0000	Bidhayak	Assigned	25/08/2017	Completed CheckList

The interface also shows a sidebar with navigation options: INHOUSE INHOUSE, ACCOUNT (Profile, Change Password), and JOBS (Invited Jobs, In-Process Jobs, Completed Jobs, Cancel Jobs, Invoices). The bottom of the screen shows a Windows taskbar with various application icons and the system clock displaying 2:41 PM on 8/31/2017.

Completed Jobs: All completed jobs will be listed here. You can create invoice only for those jobs which show the status as “Generate Invoice”.

- Job Status to “Generate Invoice” will be changed by the PM who assigned project.
- You will not be able to create invoice if the profile is not updated.
- To create invoice, you can select only one job from the list whose status is “Generate Invoice” and click on “Create Invoice” Button. (In case of same Jobcard no you can select multiple jobs)
- Once you create invoice, those jobs will be removed and listed under “Invoices” Tab.
- For different job card, different Invoice will created.

Translator App | Search something special

Completed Jobs

Show 10 entries

#	JobcardNo	Language	Deadline	Wordcount	Rate	FlatRate	Amount	PMName	Spec.Instruc.	jobstatus	CreatedOn
<input type="checkbox"/>	63474	Hindi To English	25/05/2017	1	0.80	<input type="checkbox"/>	INR 0.80	Trans		Completed	23/05/2017
<input checked="" type="checkbox"/>	63474	Hindi To English	30/05/2017	10	0.80	<input type="checkbox"/>	INR 8.00	Trans		Generate Invoice	29/05/2017

Showing 1 to 2 of 2 entries

Generate Invoice

Previous 1 Next

Translator App | Search something special

Completed Jobs

Show 10 entries


#	JobcardNo	Language	Deadline	Wordcount	Rate	FlatRate	Amount	PMName	Spec.Instruc.	jobstatus	CreatedOn
<input checked="" type="checkbox"/>	60465	English To English	04/04/2017	4000	45.00	<input checked="" type="checkbox"/>	INR 45.00	Trans	dsf	Completed	03/04/2017

Showing 1 to 1 of 1 entries

Generate Invoice

Previous 1 Next

MESSAGE

 Invoice genrated Successfully

Ok

Company 2016-2020 | website name

Invoices: All created Invoice will be listed here. To see the job detail you have to click on “+” sign.

Download: You can also download invoice as PDF from the download button.

The screenshot shows a web browser window with the URL `transapp.chlsoftech.com/Job/Invoices`. The page title is "Translator App" and it features a search bar with the placeholder text "Search something special". On the left, there is a navigation menu with "ADMIN" selected and "JOBS" expanded to show "Invited Jobs", "In-Process Jobs", "Completed Jobs", "Cancel Jobs", and "Invoices". The main content area displays an "Invoices" table with the following data:

Invoice No	Amount	CreatedOn	#
18	2.40	23/05/2017	Download

The Windows taskbar at the bottom shows the time as 11:04 AM on 5/29/2017.

This screenshot shows the same web application, but with a detailed view of the invoice selected in the previous screenshot. The "Invoices" table now includes a "Download" button for each row. Below the invoice list, there is a table showing the jobcard details:

JobcardNo	Language	Deadline	Wordcount	Rate	FlatRate	Amount	Remarks
63474	Hindi To English	25/05/2017	1	0.80	False	INR 0.80	
63474	Hindi To English	24/05/2017	1	0.80	False	INR 0.80	
63474	Hindi To English	27/05/2017	1	0.80	False	INR 0.80	

The Windows taskbar at the bottom shows the time as 11:05 AM on 5/29/2017.

Logout: Click top right arrow to Sign Out.